

**Annual Report**  
Fiscal Year 2022

Bridge  
Over  
Troubled  
Waters

**Bridge**



Guiding Youth  
**The Whole Way**

## Dear Friends,

As we continue our work in helping youth, we are so grateful for your partnership.

This year, we expanded our Behavioral Health services, introducing new therapies to help our youth better understand their trauma and learn coping techniques. Our Rapid Re-housing program, which helps youth find apartments and provides them with short-term rental assistance, grew from 50 youth the first year to over 200 served last year. We celebrated the graduation of our youth from our Bridge HiSET program, as well as from various colleges and university programs, and held a long-overdue in-person graduation. Finally, we refreshed our branding with a new logo and a new website, aiming to better represent the strength and resilience of the youth we serve.

The year, however, was not without challenges. Omicron's arrival at the beginning of 2022, and the continuing mental health crisis caused by over a year of isolation and quarantine, reminded us that the pandemic is not entirely in the rearview. Add to that the cost-of-living crisis and ever-climbing food and rent prices, and you have a difficult climate for any young person to thrive in, let alone youth who are experiencing homelessness.

Despite these complications, Bridge stood strong, as we have for over 50 years. It is because of your support that we were able to stay present and continue to guide our youth *The Whole Way*.

Thank you for your partnership,

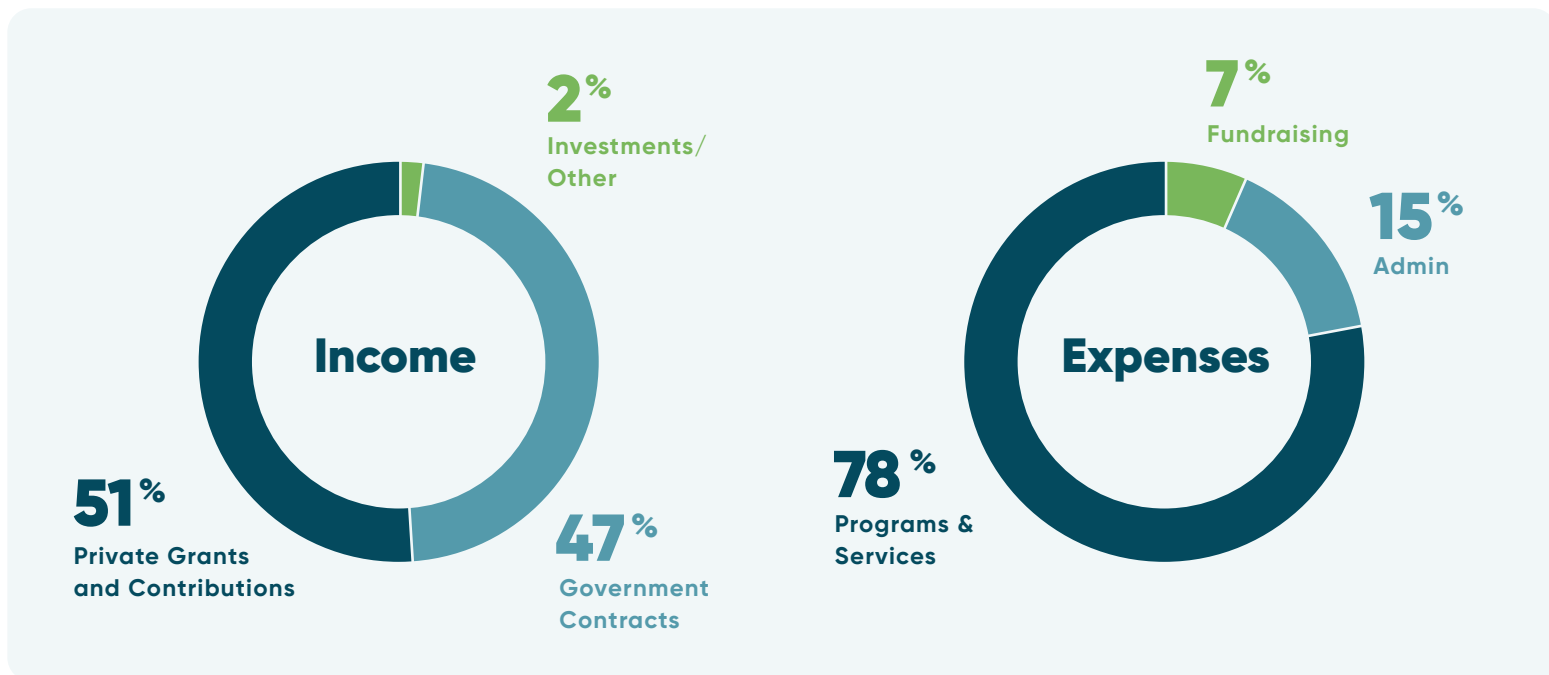


**Elisabeth Jackson**  
President and CEO



# Bridge Fiscal Year 2022 Financials

The work of Bridge Over Troubled Waters is supported by generous individuals, foundations and corporations, as well as through government grants and contracts (July 1, 2021 - June 30, 2022).



## Income

Private Grants & Contributions	\$7,243,525
Government Contracts	\$5,217,002
Investment / Other	\$249,998

---

**Total Income** **\$12,710,525**

Net Realized & Unrealized Gains (\$11,299)

**Total Revenue & Other Support** **\$12,699,226**

## Expenses

Programs	\$8,076,500
Administration	\$1,421,506
Fundraising	\$965,603

---

**Total Expenses** **\$10,463,609**

Bridge is grateful for the individuals, foundations and organizations who have supported our "A Path Home for Every Youth" comprehensive funding campaign. The above funds include over \$3.28M in campaign gifts that will invest in in Bridge infrastructure, strengthen our services and grow our programs to better respond to the increasing needs of a greater number of youth. We are actively fundraising for this campaign during the five-year period between FY21 and FY25.

# Highlights & Summary

## 2022 Impact



### Outreach & Intake

Bridge's Street Outreach team travels on foot and in our Mobile Medical Van to meet youth "where they're at." When they arrive at Bridge, many youth's first stop was our Intake Program, where they begin building trust and creating long-term relationships with our team members.

*"Intake is where we evaluate youth, get a sense of their situation, what they've been through, what their needs are, and how best to help them. Here, we begin to establish the trust and the therapeutic relationships that will be fundamental to their growth within the organization."*

*Client Service Coordinator,  
Matin Yusuf*



### Skills for Self-Sufficiency

Bridge's program model includes a wide range of services and support strategies, from behavioral health therapy that teaches youth how to manage their emotions to help completing high school and finding a career, to guide youth on each step of their journey home.

*"We see that young adults who engage in therapy consistently have better long-term outcomes in terms of reduced depression scores, better relations with peers and community, and success with stabilizing once they transition into housing."*

*Associate Director of Clinical Services,  
Jade Shaughnessy*



### Housing & Support

Bridge's transitional and supportive housing programs offer varying levels of structure and support based on each youth's developmental needs. The goal is to prepare youth for lifelong housing independence.

*"Bridge's supportive housing programs are geared towards self-sufficiency. In case management, we look at everyday living aspects such as budgeting, being a responsible resident, overcoming mental health issues, and how to take pride in our community."*

*Associate Director of Rapid Re-housing,  
Anthony Samuel*

# Programs & Services

## 2022 Impact by the Numbers

### Street Outreach & Mobile Medical Van

**1460**

contacts made by our street outreach team across 13 Boston neighborhoods.

### Intake Program

**533**

youth new to Bridge completed the full intake process.

### Runaway & Adolescent Services

**79%**

of youth under 18 were reunified with family through counseling.

### Counseling & Support

**73%**

of youth seen by our counselors returned for two or more additional sessions.

### Transitional Day & Welcome Center Program

**80%**

of youth took the next step towards stable housing

### Education & Career Development

**853**

total youth visits to our Bridge classroom this year.

### Emergency Residence

**100%**

of residents in this program engaged in behavioral health therapy.

### Transitional Living Program

**92%**

of youth gained or maintained employment.

### Single Parent House Program

**80%**

of youth successfully transitioned to a healthy living situation.

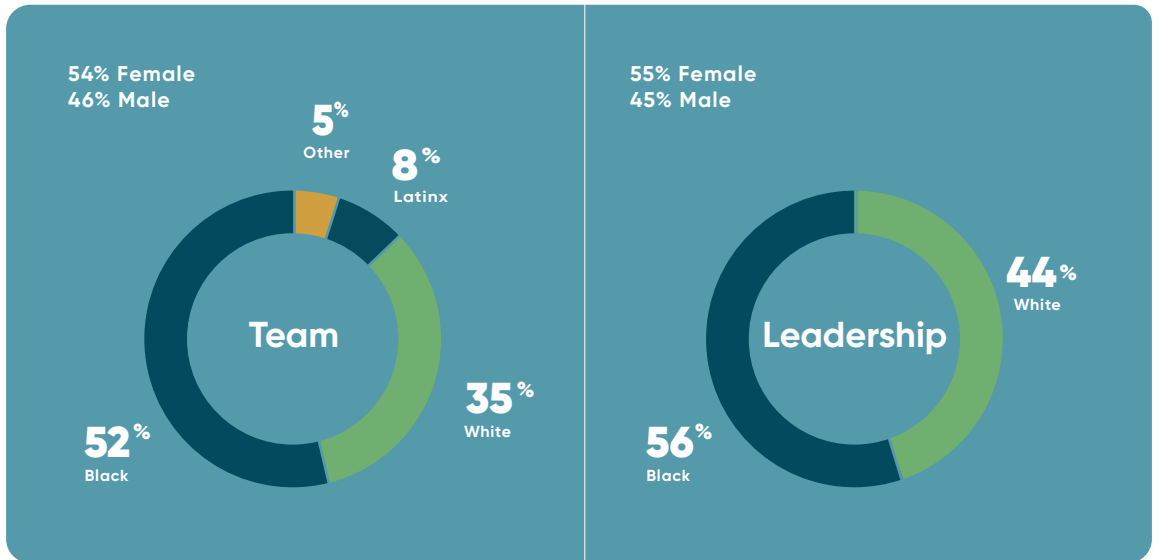
### Independent Housing

**214**

youth supported in independent housing.

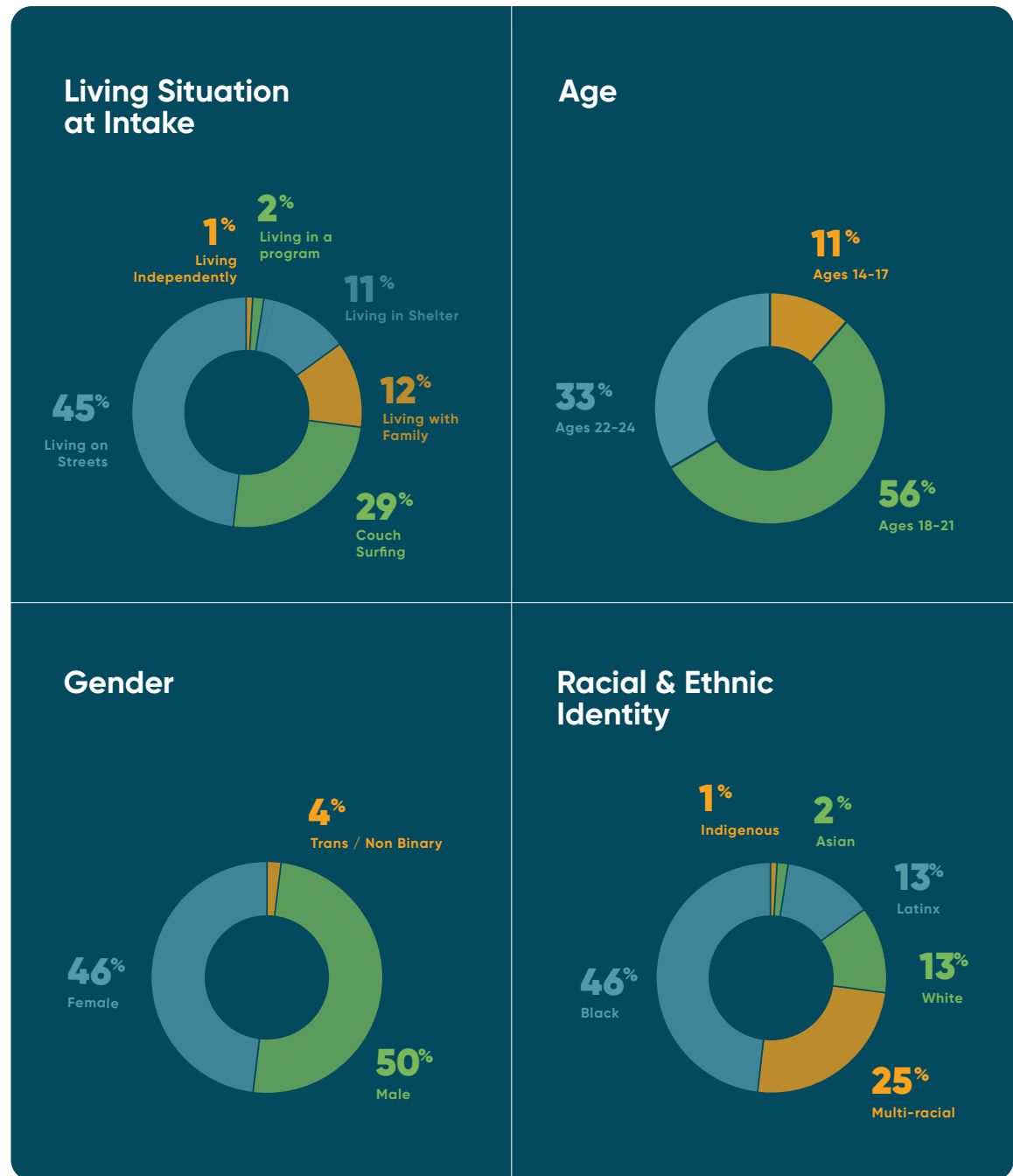
# Our Team

Our Bridge team is a dynamic group of individuals, with cultural backgrounds that reflect the diverse youth community we serve. We are all committed to helping youth succeed.



# Our Youth

Bridge serves over 2,000 homeless, runaway and at-risk youth a year. Many young people belong to communities that are disproportionately affected by homelessness.



bridgeotw.org  
@bridgeotw  
47 West Street  
Boston, MA 02111  
617 423 9575

